




























































































GRAD COMPOSITE CONSTRUCTION WORKSHEET

Please make your desired selections below to define your composite look and feel. If you need additional assistance, please visit our website or ask your photographer to see samples at your photography session.


MOUNTBOARD COLOR (circle one) Choose the background color for your composite board. Additional custom colors available upon request. Colors may differ slightly on finished composite.																															
INCLUDED OPTIONS	UPGRADE OPTIONS																														
<p style="text-align: center;">Solid Color Options</p> <table style="width: 100%; text-align: center;"> <tr> <td> White</td> <td> Black</td> <td> Gray</td> </tr> <tr> <td> Teal</td> <td> Dk. Green</td> <td> Purple</td> </tr> <tr> <td> Dk. Blue</td> <td> Newport Blue</td> <td> Lt. Blue</td> </tr> <tr> <td> Tan</td> <td> Beige</td> <td> Russet</td> </tr> <tr> <td> Maroon</td> <td> Brick Red</td> <td> Maue</td> </tr> </table>	 White	 Black	 Gray	 Teal	 Dk. Green	 Purple	 Dk. Blue	 Newport Blue	 Lt. Blue	 Tan	 Beige	 Russet	 Maroon	 Brick Red	 Maue	<p style="text-align: center;">Textured Options (Add \$2 per participant)</p> <table style="width: 100%; text-align: center;"> <tr> <td> White</td> <td> Black</td> <td> Gray</td> </tr> <tr> <td> Teal</td> <td> Dk. Green</td> <td> Purple</td> </tr> <tr> <td> Dk. Blue</td> <td> Lt. Blue</td> <td> Tan</td> </tr> <tr> <td> Maroon</td> <td> Brick Red</td> <td> Beige</td> </tr> <tr> <td> Maue</td> <td></td> <td></td> </tr> </table>	 White	 Black	 Gray	 Teal	 Dk. Green	 Purple	 Dk. Blue	 Lt. Blue	 Tan	 Maroon	 Brick Red	 Beige	 Maue		
 White	 Black	 Gray																													
 Teal	 Dk. Green	 Purple																													
 Dk. Blue	 Newport Blue	 Lt. Blue																													
 Tan	 Beige	 Russet																													
 Maroon	 Brick Red	 Maue																													
 White	 Black	 Gray																													
 Teal	 Dk. Green	 Purple																													
 Dk. Blue	 Lt. Blue	 Tan																													
 Maroon	 Brick Red	 Beige																													
 Maue																															
PLAQUE STYLE AND SHAPE (circle one) Choose the type of frame you would like around each participant photograph.																															
 Professional Oval	 Professional Rectangle	 Vintage Oval	 Vintage Beveled	 No Plaque <i>Photos mounted directly on mountboard.</i>																											
PLAQUE SIZE (circle one) Select the size photo that you would like to appear on your composite.																															
 Standard (2" x 3")	 Large (3" x 4")																														

PLAQUE COLOR (circle or write selections below)

Colors may differ slightly on finished composite. Additional custom colors available upon request.

INCLUDED OPTIONS

Single Color Options
(Available on ALL styles.)



White



Black



Silver



Green



Dk. Blue



Lt. Blue



Tan



Gold



Red



Maroon



Mauve



Purple

UPGRADE OPTIONS

Double Color Options

(ONLY available on Vintage plaque styles.
Add \$2 per participant.)



Choose and write the inside and outside color
from the choices from the left.

Inside Color

Outside Color

Specialty Options

(ONLY available on Vintage plaque styles.
Add \$2 per participant.)



Ruby Gem



Pearl Gem



Diamond
Gem



Sapphire
Gem



Pink Topaz
Gem



Peridot Gem



Amber Gem

PLAQUE ALIGNMENT (circle one)

If no selection is made, Professional composites will be arranged Vertically Aligned and Vintage will be Staggered.



Staggered

(Default alignment for Vintage style)



Vertically Aligned

(Default alignment for Professional style)

NAME FONT STYLE (circle one)

Choose the style you want for the name of each participant. Additional styles available upon request.

Lindsay Miller

Block

(Default for Professional style)

Lindsay Miller

Script

(Default for Vintage style)

Lindsay Miller

Roman

NAME FONT COLOR (circle one)

All names will be one color. Additional colors available upon request. Colors may differ slightly on finished composite.



White



Black



Silver



Green



Dk. Blue



Gold



Red

HEADING DETAILS (complete)

Specify heading detail lines below. Sample provided as a guide.

Sample



- ← Campus/University Name
- ← Graduation Program Name
- ← Crest/Insignia
- ← Graduation Month and Year

Heading Line 1 _____

Heading Line 2 _____

Heading Line 3 _____

Heading Line 4 _____

** Digital Pix will place Insignia/Crest unless a specific location is noted above. If you wish a crest to appear, it must be submitted via email to graphics@dpcpix.com in digital format. All crests must be submitted at 300 dpi and approximately 6 inches square.

HEADING TEXT COLOR (circle one)

Entire heading will be one color. Additional colors available upon request. Colors may differ slightly from finished composite.



White



Black



Silver



Green



Dk. Blue



Gold



Red

FRAME STYLE (circle one)

Colors may differ slightly on finished composite.

INCLUDED OPTIONS

Standard Options



Black



Brown



White

UPGRADE OPTIONS

Deluxe Options

(Add \$2 per participant)



Oak



Mahogany



Gold

INDIVIDUAL COMPOSITE COPIES (circle one)

Select the style of copy that each participant will receive. Additional copies are available for purchase.

INCLUDED OPTIONS

Standard Options



11x14

UPGRADE OPTIONS

Upgrade Options

(Add \$2 per participant)



12x15

More options on next page →

Personalized Options
(Add \$3 per participant)



Personalized 11x17



Autograph 12x15

OFFICER ORDER (check one)

Digital Pix offers unlimited offers and custom placement in all of its packages!

- Special Order**
Your organization must provide Digital Pix with a list or diagram of the officer order. President will be centered or share the center depending on the number of participants per row.
- Digital Pix Choice**
Allow Digital Pix to select the best order of your officers.

OFFICER PLACEMENT ROW (check one)

Please tell us where you would like your officers to be placed on the composite.

- Row Above Heading**
Officers will be placed in the row above the heading. All additional rows above the heading will be filled with non-officers.
- Top Row of Composite**
Very top row of composite.

FACULTY/STAFF ORDER (check one)

Please tell us your faculty/staff member order for the composite.

- Special Order**
Your organization must provide Digital Pix with a list or diagram of the officer order. President will be centered or share the center depending on the number of participants per row.
- Digital Pix Choice**
Allow Digital Pix to select the best order of your officers.

FACULTY/STAFF PLACEMENT ROW (check one)

Please tell us where you would like your faculty/staff members to be placed on the composite.

- Row Above Heading**
Officers will be placed in the row above the heading. All additional rows above the heading will be filled with non-officers.
- Top Row of Composite**
Very top row of composite.
- Row Below Heading**
Row directly below the heading.

ATTIRE (check one)

Please tell us where you would like your officers to be placed on the composite.

- Drape**
Velvet drapes may be worn to create uniformity on the composite. Colors of drapes available are: Black, Sapphire, Ruby, Peridot, Amber, Pearl, and Pink Topaz. (circle one below)



Black



Sapphire



Ruby



Peridot



Amber



Pearl



Pink Topaz

- Whites-No Cap**
White clothing or uniform, no cap is worn for composite.
- Whites-With Cap**
White clothing or uniform, cap is required for the composite.
- Whites-Cap Optional**
White clothing or uniform, students may select a pose either with, or without cap.
- Grad Gown-No Cap**
Graduation gown, no cap is desired for the composite.
- Grad Gown-With Cap**
Graduation gown, cap is required for the composite.
- Grad Gown-Cap Optional**
Graduation gown, students may select a pose either with, or without the cap.
- Street Clothes**
Members are photographed wearing their individual choice of clothing.

ADD-ONS & EXTRAS (choose any)

Digital Pix offers many ways that you can enhance the look of your composite. Choose from the following extras below.

- Watermark**



Digital Pix can create a watermark (a lighter, translucent version of your crest) in the background of your individual composite copies or on your master composite. Please ask your photographer for samples, or contact our graphics department for more information.

\$50	\$75	\$100
<input type="checkbox"/> Mini Only	<input type="checkbox"/> Master Only	<input type="checkbox"/> Both Mini and Master

- Additional Mini Copies**



Purchase extra copies of your mini composite for your upcoming pledges or to keep at your house for advisors. Simply tell your photographer how many copies you would like. Personalized or Autograph minis can be purchase individually for \$29.95 each.

\$10 each	\$10 each
<input type="checkbox"/> 11x14	<input type="checkbox"/> 12x15

- Image CD**



A composite copy or individual images make the perfect complement to your pinning slideshow or website. Each product will arrive on a CD with a release for use on a website or slideshow. The images are not for individual use.

\$2 per participant	\$50 flat fee
<input type="checkbox"/> Individual Images	<input type="checkbox"/> Composite Copy